



AYSO Region 624

Basic Referee Course

Module 12

Referee & Assistant Referee
Mechanics



Referee Duties

Law 5 is the source of the referee's authority.

The referee's duties include:

- Enforce the Laws of the Game
- Keep a record of the match (score/time)
- Control substitutions
- Stop play for injury
- Restart the match after it has stopped
- Suspend or terminate the match for cause



Referee Decisions

- The referee makes the decisions, sometimes with the help of the assistant referees.
- Referee decisions regarding facts connected with play are final.
- Proper enforcement of the Laws requires equal justice for both sides and a balance between the spirit and letter of the Laws. Constant whistling for trifling offenses irritates everyone and is not fun for players.



Record of the Match

- The referee is the official scorekeeper and should record the jersey number of the player who scored and the time of the goal. Often, the assistant referees will keep a back up record on the lineup cards.
- The referee should file a written report if there is a problem with the field or equipment or for poor behavior on the part of players, coaches or spectators.



Substitutions

- Region 624 requires that every player play at least 3 quarters of every game. AYSO mandates that all players play a minimum of half the game
- Substitutions are allowed at four times during play
 - Approximately midway through the first half
 - At Half Time
 - Approximately midway through the second half
 - Anytime for injury

For substitutions during the 1st or 2nd half, the referee should call for substitutions when there is a convenient stoppage of play.



Goal Keeper Substitutions

Goalkeepers may be substituted during any normal substitution period. In addition, a player already on the field may switch places with the goalkeeper at any other time during the match. This includes just before the taking of a penalty kick. The change must take place during a stoppage in play; with the referee's permission ***before*** the change; and both players must be properly dressed for their new position before play is resumed.



Stopping Play for Injury

- Safety of players is a primary concern for AYSO participants. Whenever a young player appears to be injured—whether it is serious or not—the referee should ***stop play immediately*** to check the player.
- Play is restarted with a dropped ball where the ball was when play was stopped, unless the ball was in the goal area, in which case it is move out to the front of the goal area and dropped there.
- An injured player may be substituted for immediately or the coach may choose to play short and allow the injured player to return in the same “quarter.”



Suspend or Terminate the Match

Occasionally a referee will need to “*suspend*” a match for some temporary situation such as dangerous playing conditions, severe weather, or overly disruptive spectators or coaches. The referee blows the whistle to stop play, explains the situation to both coaches, clears the field if necessary, and restarts play when the situation is resolved. In AYSO, coaches and referees work as allies to influence parents as well as players in exercises good sportsmanship.



Thunder & Lightning

- “It is said that lightning can strike from a clear blue sky that is within a ten mile radius of a storm. It is therefore strongly recommended that practices and games be terminated immediately upon hearing thunder or seeing lightning”.
- “If you can see it - flee it; if you can hear it – clear it.”



Referee Changing a Decision

Referees do make mistakes. Sometimes the opinions expressed by others do have merit although referees should generally not be swayed by players, parents, or coaches. The *Laws* allow for the referee to change a decision if he/she realizes an error was made or receives confirming information from an assistant referee *as long as the match has not been restarted.*



Assistant Referee Duties

Depending upon the referee's instructions, assistant referees are to:

- indicate ball in and out of play
- indicate which side gets a corner kick, goal kick, or throw-in
- indicate offside infraction
- indicate desired substitution
- indicate when misconduct occurs out of the referee's view
- assist to control the match



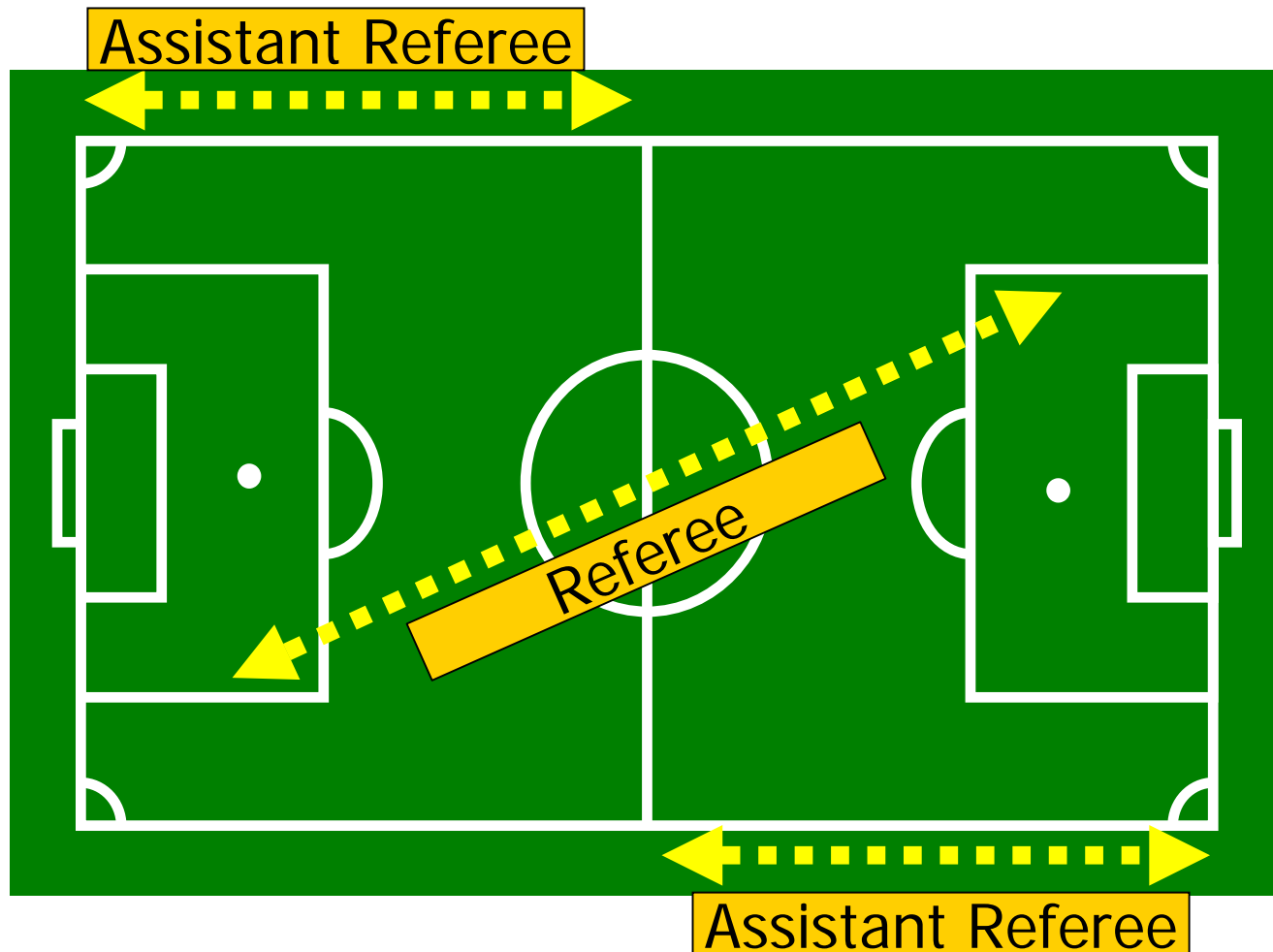
Optional Asst. Referee Duties

The referee must tell the assistant referee which duties they are to assume. The following are a few of those possible duties:

- Conduct safety inspection
- Indicate fouls or misconduct not seen by the referee
- Indicate throw-in infractions
- Indicate goals, goal kicks, corner kicks, throw-ins or offside infractions

The referee is the decision maker and may overrule assistant referees. AR's should assist, not insist.

Diagonal System of Control

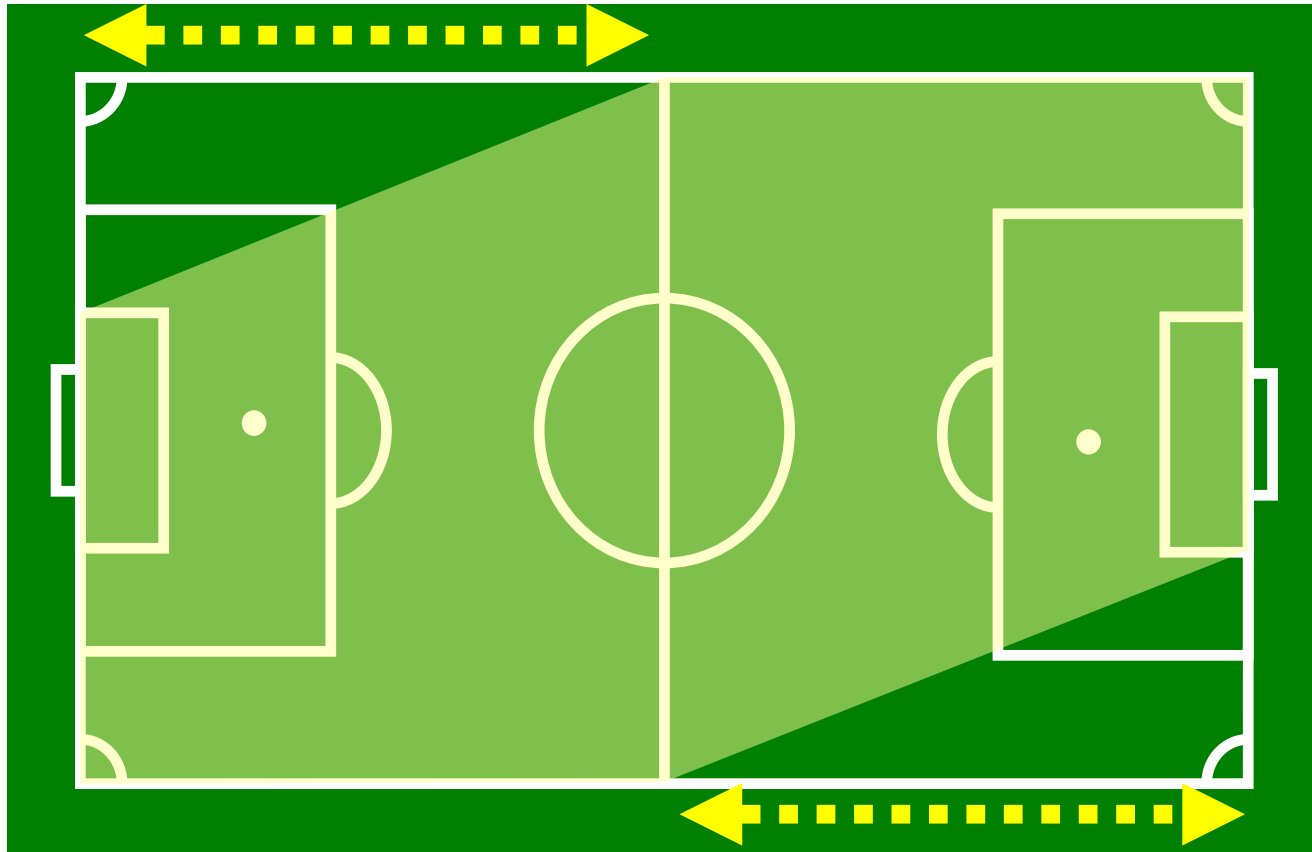




General Mechanics

- An official's style should not interfere with the flow of the game.
- Referees and assistant referees should confidently use appropriate signals so information is effectively communicated.
- Referees should make eye contact with each assistant referee whenever possible.

Referee Coverage Area





Referee Positioning

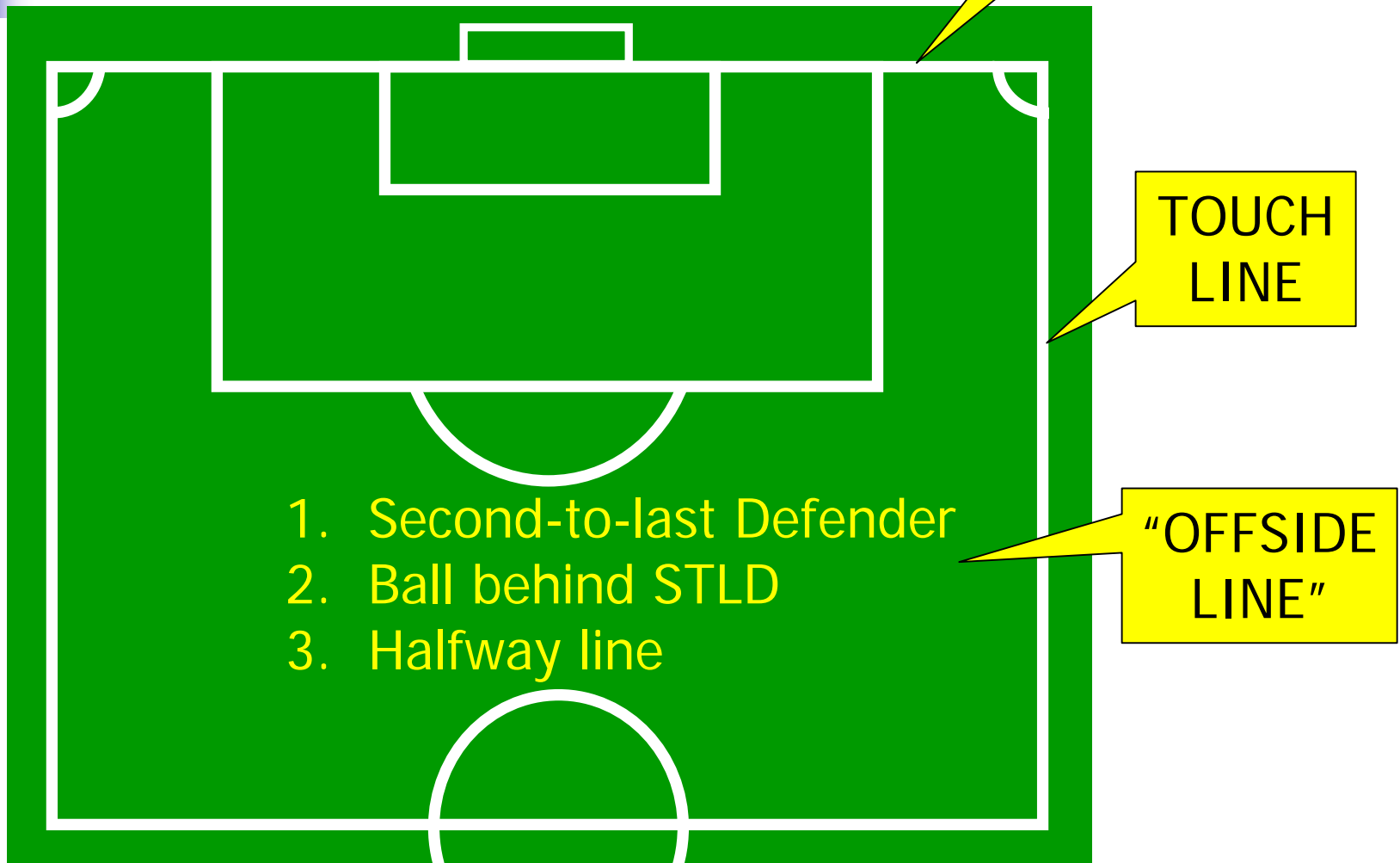
- Position is flexible and discretion should be used.
- The Referee should be able to observe active play and lead assistant referee.
- The Referee should remain close enough to observe important aspects of play without interfering with players or the ball.



Whistle

- The whistle is a tool of communication.
- It is neither required nor expected that the whistle be used for all stoppages and restarts of play.
- A whistle demands attention and should be blown when attention is needed.
- There is a need for variation in the length, force, and tone in the use of the whistle to indicate different types of stoppages or different degrees of concern for the event that has just occurred.

AR Lines of Responsibility





Assistant Referee Positioning

- In line with the second to last defender or the ball, whichever is closer to the goal line.
- Flag held straight down and always visible to the referee.
- Side-to-side movement, square to the field, unless speed is needed.
- Before signaling, stop, face the field, and make eye contact with the referee.
- Flag signals should *not* cross the body or require that the assistant referee turn to the side and not face the field.

Referee Signals



Indirect free kick



Direct free kick



Advantage



Caution



Sending Off

AR Offside Flag Signals



Offside



Offside on the near side of the field

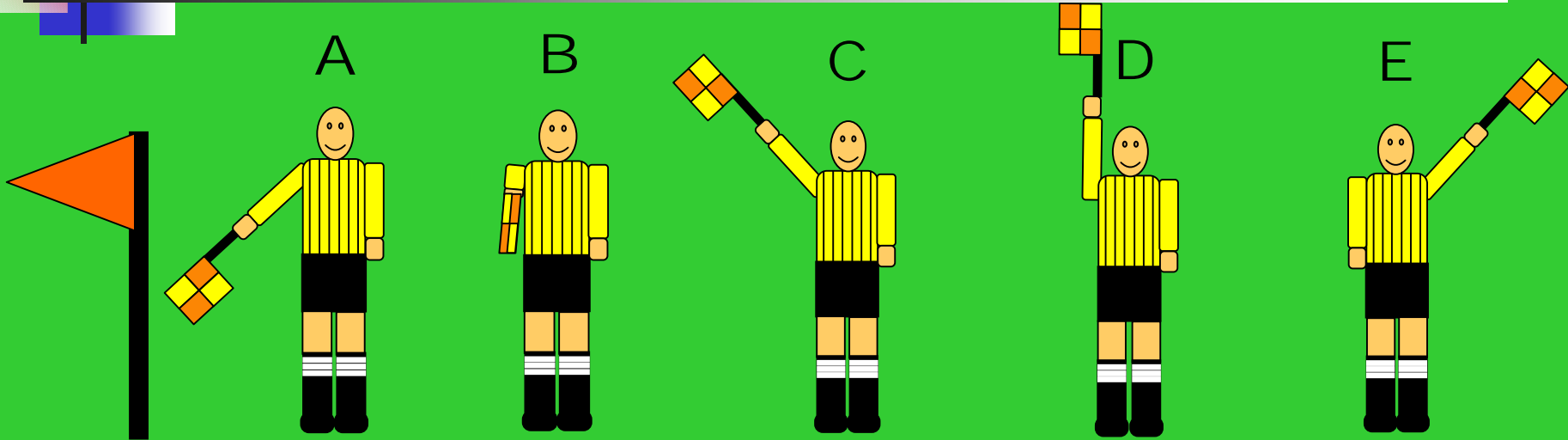


Offside in the centre of the field



Offside on the far side of the field

Assistant Referee Signals Quiz



Touchline

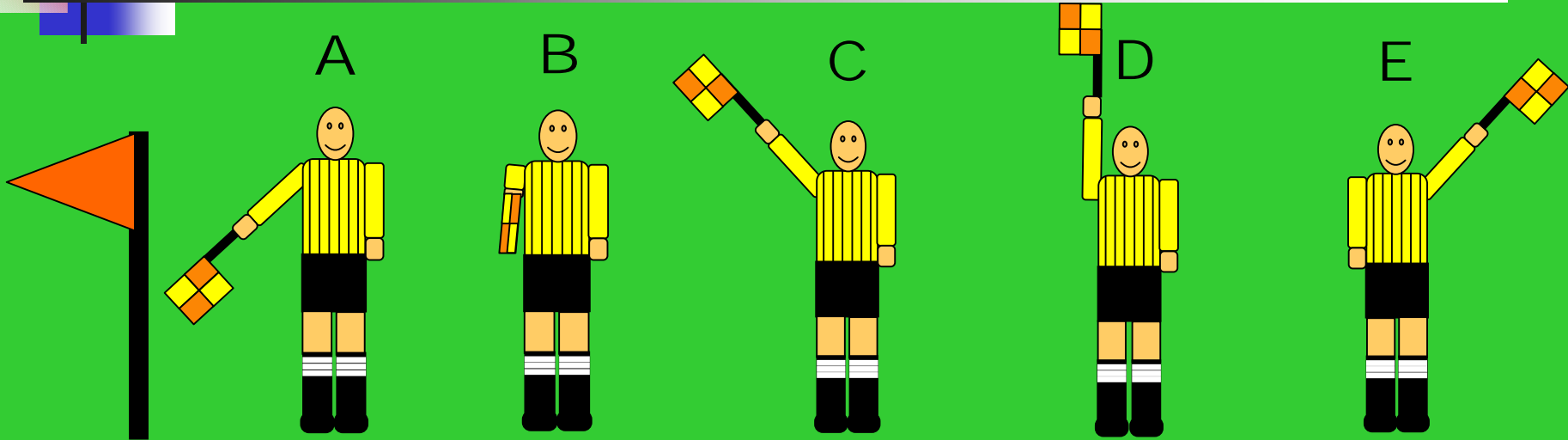
← Red Attacks

Blue Attacks →

Goal Line

Which is the signal for a red throw-in?

Assistant Referee Signals Quiz



Touchline

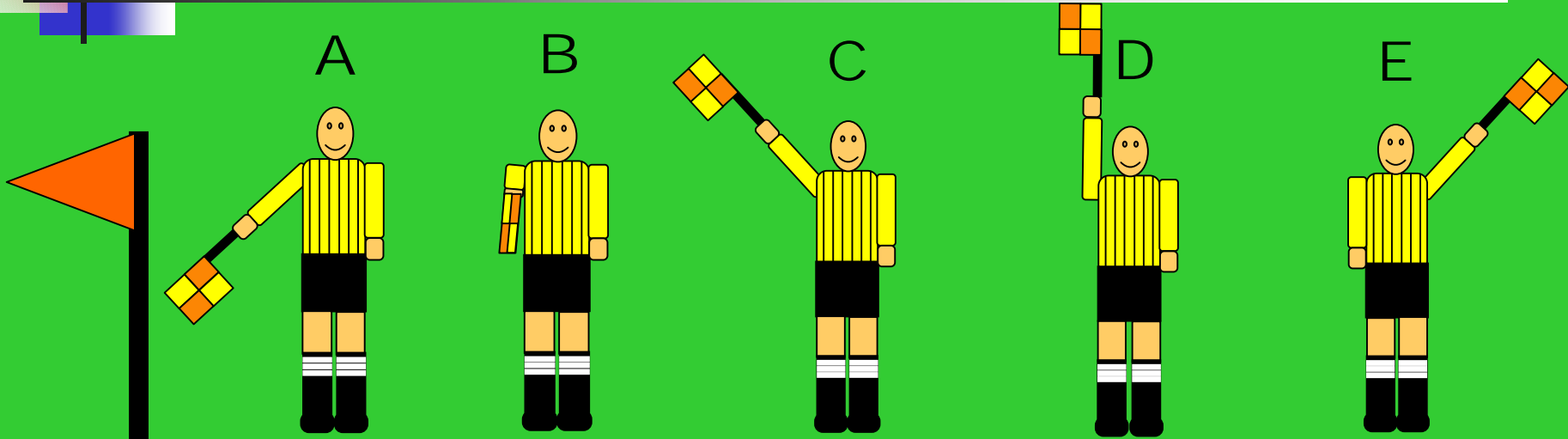
← Red Attacks

Blue Attacks →

Goal Line

Which signal is for a corner kick nearest the assistant referee?

Assistant Referee Signals Quiz



Touchline

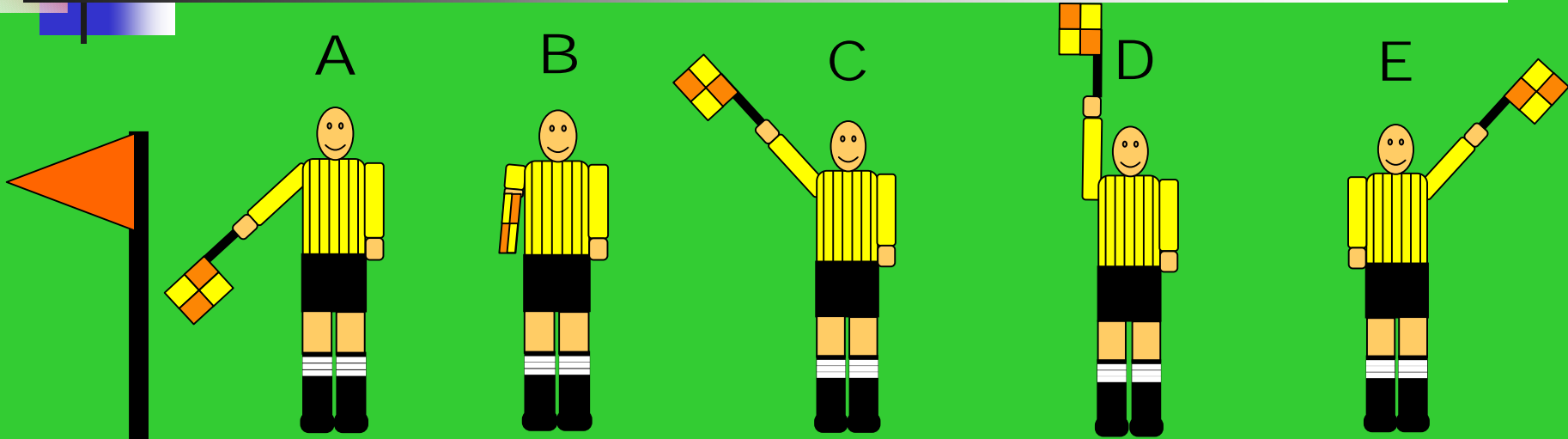
← Red Attacks

Blue Attacks →

Goal Line

Which signal is for a blue throw-in?

Assistant Referee Signals Quiz



Touchline

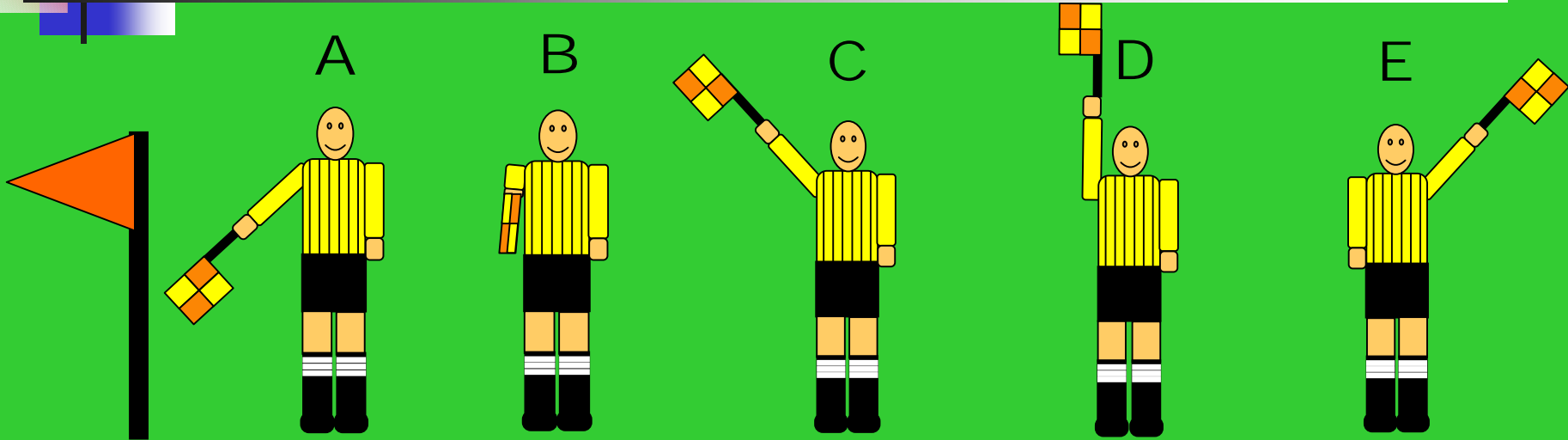
← Red Attacks

Blue Attacks →

Goal Line

Which signal is for a corner kick across the field from the assistant referee?

Assistant Referee Signals Quiz



Touchline

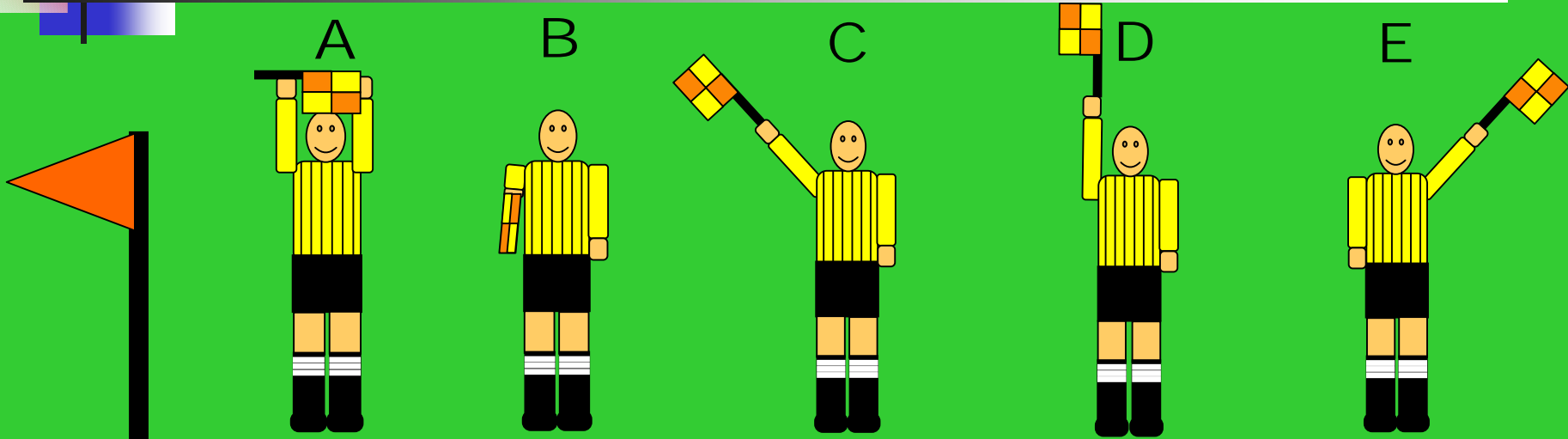
← Red Attacks

Blue Attacks →

Goal Line

Which signal is for a goal kick?

Assistant Referee Signals Quiz



Touchline

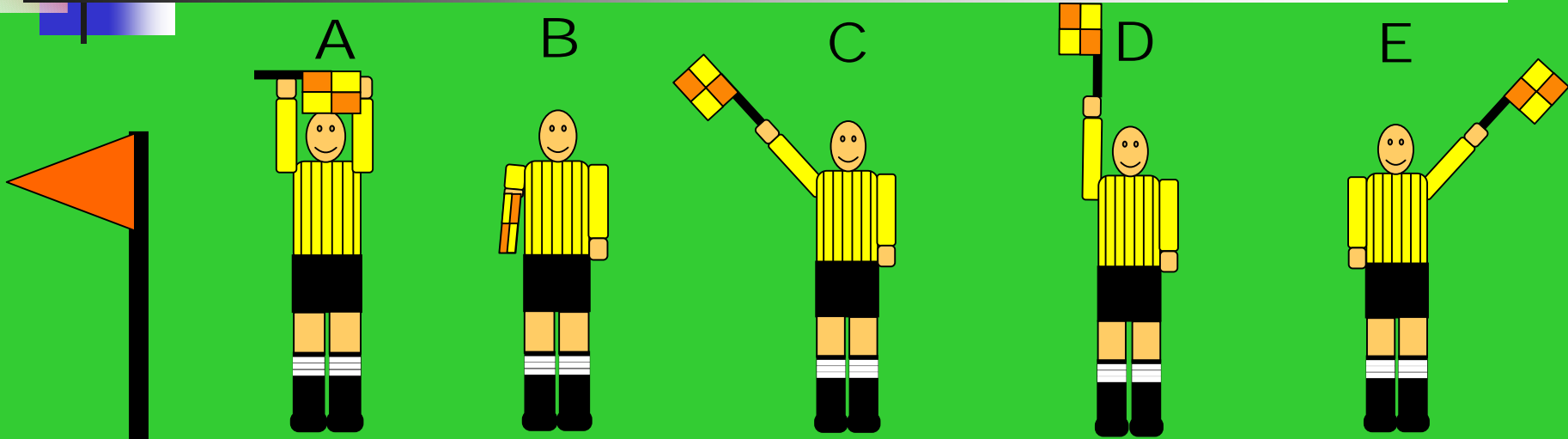
← Red Attacks

Blue Attacks →

Goal Line

Which signal is indicates an offside infraction?

Assistant Referee Signals Quiz



Touchline

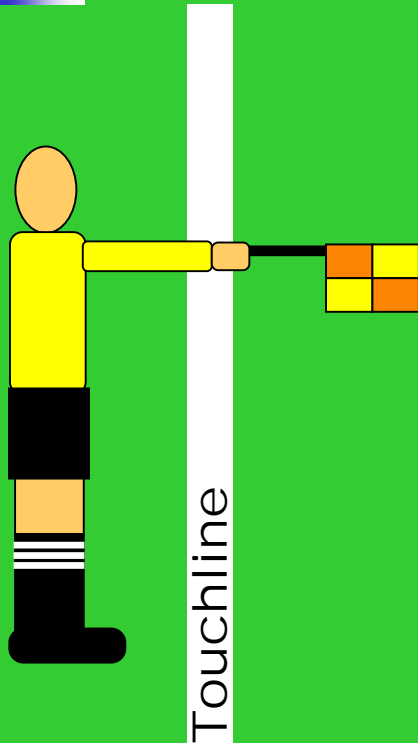
← Red Attacks

Blue Attacks →

Goal Line

Which signal is for substitutions?

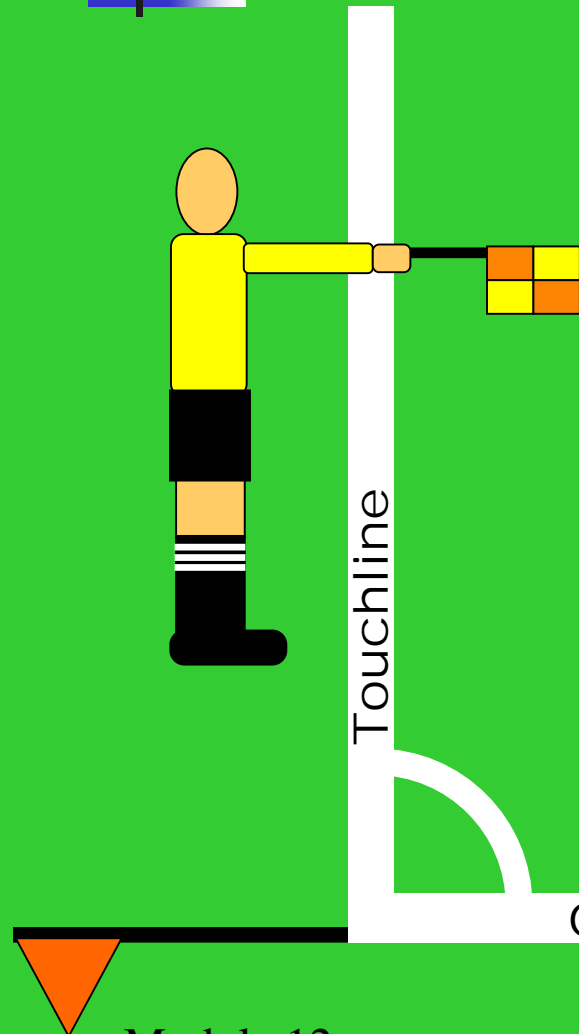
Assistant Referee Signals Quiz



This signal is for a _____

- A. Corner kick
- B. Goal kick
- C. Throw-in for defending team
- D. Throw-in for attacking team

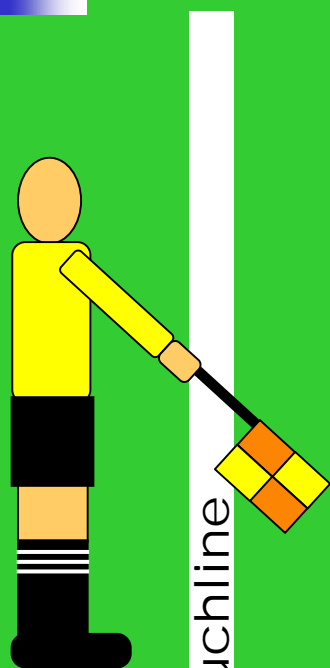
Assistant Referee Signals Quiz



This signal is for a(n) _____

- A. corner kick on the far side of the field.
- B. offside infringement in the third of the field nearest the assistant referee once the whistle has blown.
- C. offside infringement in the center third of the field once the whistle has blown.
- D. offside infringement in the third of the field farthest from the assistant referee once the whistle has blown.

Assistant Referee Signals Quiz




This signal is for a(n) _____

- A. Corner kick
- B. offside infraction in the third of the field nearest the assistant referee once the whistle has blown.
- C. offside infraction in the center third of the field once the whistle has blown.
- D. offside infraction in the third of the field farthest from the assistant referee once the whistle has blown.

Goal Line

Assistant Referee Signals Quiz




This signal is for a(n) _____

- A. corner kick on the far side of the field.
- B. offside infringement in the third of the field nearest the assistant referee once the whistle has blown.
- C. offside infringement in the center third of the field once the whistle has blown.
- D. offside infringement in the third of the field farthest from the assistant referee once the whistle has blown.

Goal Line

Assistant Referee Signals Quiz



This signal is for _____

- A. An offside infraction.
- B. The ball leaving the field of play.
- C. Substitutions.
- D. All of the above.
- E. A & B only